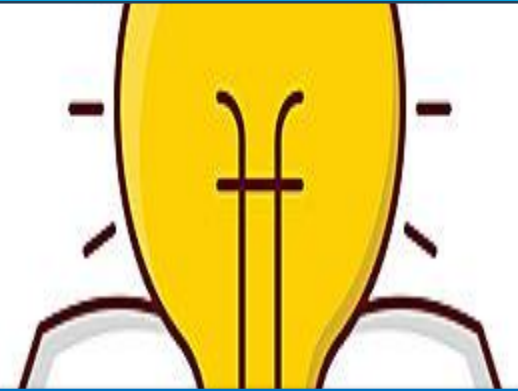




English Language Proficiency –I

ENG: 0231-1204



Nabila Tasneem
Teaching Assistant
Department of English
University of Global Village



Teaching Frameworks: Course Outlines and Resources for OBE

Course code	ENG: 0231-1204
Course Title	English Language Proficiency- II
Course Type	Core Course
Course Teacher	Nabila Tasneem
Credit Value	3
Contact Hours	51
Total Marks	150



CLO 1	Expand them vocabulary and language repertoire, enabling them to use a wider range of words and expressions accurately	Remember
CLO 2	Communicate effectively in different situation.	Understand Apply
CLO 3	Develop the confidence to speak in public.	Analyze
CLO 4	Use appropriate words to give the correct meaning in speaking.	Evaluate Analyze
CLO 5	Listen for information and respond appropriately and critically in a wide range of situations.	Evaluate Analyze
CLO 6	Develop practical skills for everyday situations, such as making phone calls, participating in meetings, or giving directions, which are essential for real-life communication..	Analyze

Assessment Pattern



Total Marks Per Credit 50 Marks	
3 Credit Course	150 Marks
CIE	(90 Marks) 60%
SEE	(60 Marks) 40%



CIE- Continuous Internal Evaluation (90 Marks-60%)

Bloom's Category Marks (out of 45)	Test (45)	Assignments (15)	Quizzes (25)	External Participation in Co-Curricular Activities (30)
Remember	10		05	Attendance: 10
Understand	10	05	05	
Apply	05	10		Viva Voce: 10
Analyze	10			
Evaluate	05			
Create	05			

SEE- Semester End Examination (60 Marks-40%)

Bloom's Category

Remember (15)

Understand

Apply

Analyze

Evaluate

Create

Course content and Teaching Hour Map with CLO -

Sl. No.	Course content	Hrs.	CLOs
1	Listening	17	CLO 1 & 5

Week	Topic	Teaching-Learning Strategy	Assessment Strategy	Corresponding CLOs
1	<ul style="list-style-type: none"> ● Ice Breaking session ● Introduce Yourself ● Simple spoken English conversation in class 	<ul style="list-style-type: none"> ● Class lecture with Digital Equipment & Interactive Demonstration 	<ul style="list-style-type: none"> ● Class Attendance ● Class performance 	CLO 1
	Key concept of listening	<ul style="list-style-type: none"> ● Class lecture with Digital Equipment & Interactive Demonstration ● Note taking by the learners (If necessary) ● Prescribed books will be followed by the learners. 	<ul style="list-style-type: none"> ● Practice listening to short paragraphs ● Identifying main idea of the audio script. 	CLO 1

Week				
2	<ul style="list-style-type: none"> Long audio script-1 Long audio script-2 	<ul style="list-style-type: none"> Class lecture using digital equipment & illustration on board Interactive Demonstration Note taking by the learners 	<ul style="list-style-type: none"> Class Attendance Class performance 	CLO 1
3	<p>Listening test level A1</p>	<ul style="list-style-type: none"> Class lecture using digital equipment & illustration on board Prescribed books will be followed by the learners. Note taking by the learners <p>https://www.youtube.com/watch?v=H8mRwu1gdbE&pp=ygUUaWVsdHMgYXVkaW8gQTEgbGV2ZWw%3D</p>	<ul style="list-style-type: none"> Class Attendance Class performance Mid-Exam & Semester End Exam (SEE) 	<p>CLO 1</p> <p>CLO 5</p>

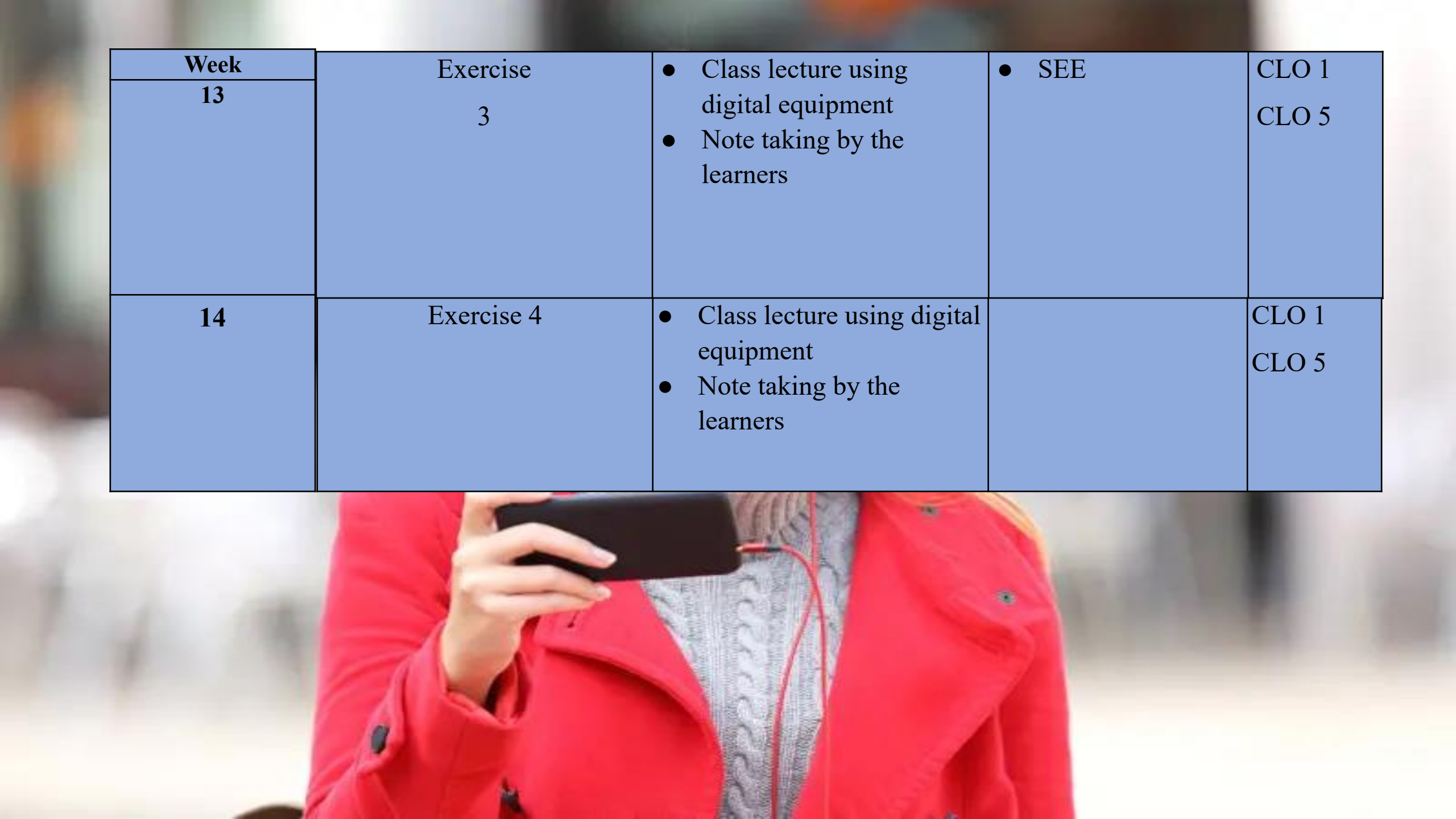
Week	Listening test level			CLO 1
4	A2	<ul style="list-style-type: none"> Class lecture using digital equipment Note taking by the learners Class Test 1 https://www.youtube.com/watch?v=dz9cZWGM1Zs&pp=ygUUaWVsdHMgYXVkaW8gQTIgbGV2ZWw%3D	<ul style="list-style-type: none"> Mid-Exam & SEE 	CLO 5
5	Listening test level B1	<ul style="list-style-type: none"> Class lecture using digital equipment Note taking by the learners https://www.youtube.com/watch?v=ZRMLtTCA_Zw&pp=ygUUaWVsdHMgYXVkaW8gQjEgbGV2ZWw%3D	<ul style="list-style-type: none"> Quiz test Mid-Exam & SEE 	CLO 1 CLO 5

Week	Listening test level			CLO 1
6	B2	<ul style="list-style-type: none"> • Class lecture using digital equipment • Note taking by the learners https://www.youtube.com/watch?v=oRAelgZX5i0&pp=ygUUaWVsdHMgYXVkaW8gQjIgbGV2ZWw%3D	<ul style="list-style-type: none"> • Mid-Exam & SEE 	CLO 5
7	Listening Test level C1 (part 1)	<ul style="list-style-type: none"> • Class lecture using digital equipment • Note taking by the learners https://www.youtube.com/watch?v=Xa8zZSVO0O0&pp=ygUUaWVsdHMgYXVkaW8gQzEgbGV2ZWw%3D	<ul style="list-style-type: none"> • Class performance • SEE 	CLO 1 CLO 5


Week	Listening test level			
8	C1 (part 2)	<ul style="list-style-type: none"> Class lecture using digital equipment Note taking by the learners <p>https://www.youtube.com/watch?v=DkpqitC6yO4&list=PL1VgFeDQB-hD8LMDsiJ5Oa7v-BEJAi7nL</p> <p>https://www.youtube.com/watch?v=PEsRL_LIaXc&pp=ygUbaWVsdHMgYXVkaW8gQzEgcGFydCAyIGxldmVs</p>	<ul style="list-style-type: none"> SEE 	
9	C1 (part 3)	<ul style="list-style-type: none"> Class lecture using digital equipment Note taking by the learners <p>https://www.youtube.com/watch?v=XypfJ6GNd9c&pp=ygUbaWVsdHMgYXVkaW8gQzEgcGFydCAzIGxldmVs</p>	<ul style="list-style-type: none"> Quiz test 	CLO 1 CLO 5


Week	Listening test level			CLO 1
10	C3	<ul style="list-style-type: none"> • Class lecture using digital equipment • Note taking by the learners 	<ul style="list-style-type: none"> • Quiz test • SEE 	CLO 5
11	Exercise 1	<ul style="list-style-type: none"> • Class lecture using digital equipment • Note taking by the learners 	• SEE	CLO 1 CLO 5
12	Exercise 2	<ul style="list-style-type: none"> • Class lecture using digital equipment • Note taking by the learners 	• SEE	CLO 1 CLO 5


Week	Exercise			
13	3	<ul style="list-style-type: none"> • Class lecture using digital equipment • Note taking by the learners 	<ul style="list-style-type: none"> • SEE 	CLO 1 CLO 5
14	Exercise 4	<ul style="list-style-type: none"> • Class lecture using digital equipment • Note taking by the learners 		CLO 1 CLO 5





















Write **NO MORE THAN TWO WORDS AND/OR A NUMBER** for each answer.

Short Story Competition

Entry Details

Example

Cost of entry:£5.....



Length of story: approximately **1**

Story must include: a **2**

Minimum age: **3**

Last entry date: 1st **4**

Web address: www. **5**com

Don't: **6** the story to the organisers


































On Your Demand
Full Test With
33 Blank Questions
7 Mcq Questions
Best For Spelling
Practice Like Real One








**WELCOME TO
TEAM IELTS DREAM**

**WELCOME TO TEAM
IELTS DREAM**





**WELCOME TO
TEAM IELTS DREAM**

Crack IELTS with Rob


[Listening](#)
[Reading](#)
[Writing](#)
[Speaking](#)
[Mock Tests](#)
[Exam Forecast](#)
[Grammar](#)


Brunel's solo engineering feats also started with bridges. And he is perhaps best remembered for the Clifton Suspension Bridge in Bristol. Spanning over 700 ft (213m), and nominally 200 ft (61m) above the River Avon, it had the longest span of any bridge in the world at the time of constructing. Brunel submitted four designs to a committee headed by Thomas Telford and gained approval to commence with the project. Afterwards, Brunel wrote to his brother-in-law, the politician Benjamin Hawes: "Of all the wonderful feats I performed, since I have been in this part of the world, I think yesterday I performed the most wonderful. I produced unanimity among 15 men who were all quarrelling about that most ticklish subject-taste". He did not live to see it built, although his colleagues and admirers at the Institution of Civil Engineers felt the bridge would be a fitting memorial, and started to raise new funds and to amend the design. Work started in 1862 and was complete in 1864, five years after Brunel's death.

Even before the Great Western Railway was opened, Brunel was moving on to his next project: transatlantic shipping. He used his prestige to convince his railway company employers to build the Great Western, at the time by far the largest steamship in the world, and the much longer the Great Eastern, fitted out with the most luxurious appointments and capable of carrying over 4,000 passengers.

The Great Eastern was designed to be able to cruise under her own power nonstop from London to Sydney and back since engineers of the time were under the misapprehension that Australia had no

1. adopted broader gauge for tracks than normal.
2. had not been completed before the death of Brunel.
3. started telecommunication link between Europe and America by laying undersea cable.
4. contained the longest highway tunnel in the world at that time.
5. is believed to be the first famous architectural project Brunel took part in.
6. was selected and modified from four of Brunel original designs.
7. was compared to the white elephant.

🔍 QUESTIONS 8 -13

Complete the summary of the Great Eastern

Choose **NO MORE THAN THREE WORDS** from the passage for each answer.

Before the Great Western Railway was opened, Brunel convinced his railway company employers to build the Great Western. The Great Eastern was planned to be outfitted of the capability of carrying (8) , cruising to the destination of (9) without any breaks. The project was almost considered

1 2 3 4 5 6 7 8 9 10 11 12 13

🕒 24:41

Submit ➤

Based on Crack IELTS with Rob's website, now, you can do IELTS online tests easier, especially reading, and writing.



